

Overcoming clinical challenges through technological advancements with
the new fenestrated device

TREO fen: a new efficient tool in the fEVAR toolbox !!

E Ducasse, C Caradu, X Bérard

Bordeaux University Hospital

France

CONFLICTS of INTEREST

- consultant:
 - COOK medical,
 - TERUMO aortic,
 - GORE,
 - BIOTRONIK,
 - SIEMENS,
 - IVASCULAR

What could be challenging for fEVAR ?

- Some challenging indications/anatomies
- Some per operative cannulation/mobilisation

Some challenging anatomies

- More and more fEVAR in EVAR
- fEVAR in previous open repair
 - May create more friction/difficulties for placement-cannulation
 - Need for adequate distal stability/sealing: bifurcated fEVAR !!!
 - Increase proximal and distal sealing and decrease risk of instability/dislocation
 - Call for new uni body bifurcated fenestrated endograft

Some challenging anatomies

- Some anatomies remains challenging
 - Angulations
 - Targeted arteries
 - Accesses (IVL...) decrease the diameter and increase pushability
- Maybe new fEVAR devices: TREQ fenestrated graft play a major role in our current practice

Proof by experience: Clinical case

Male 75 y/o

Previous surgical Aortobifem bypass 2011

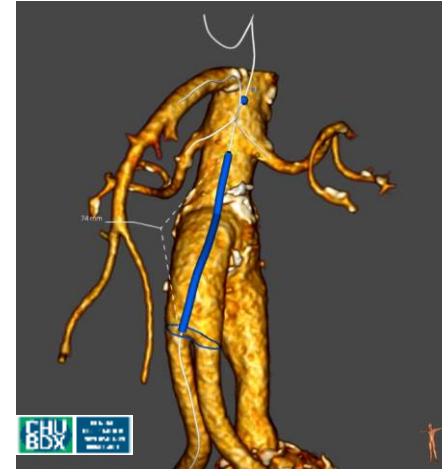
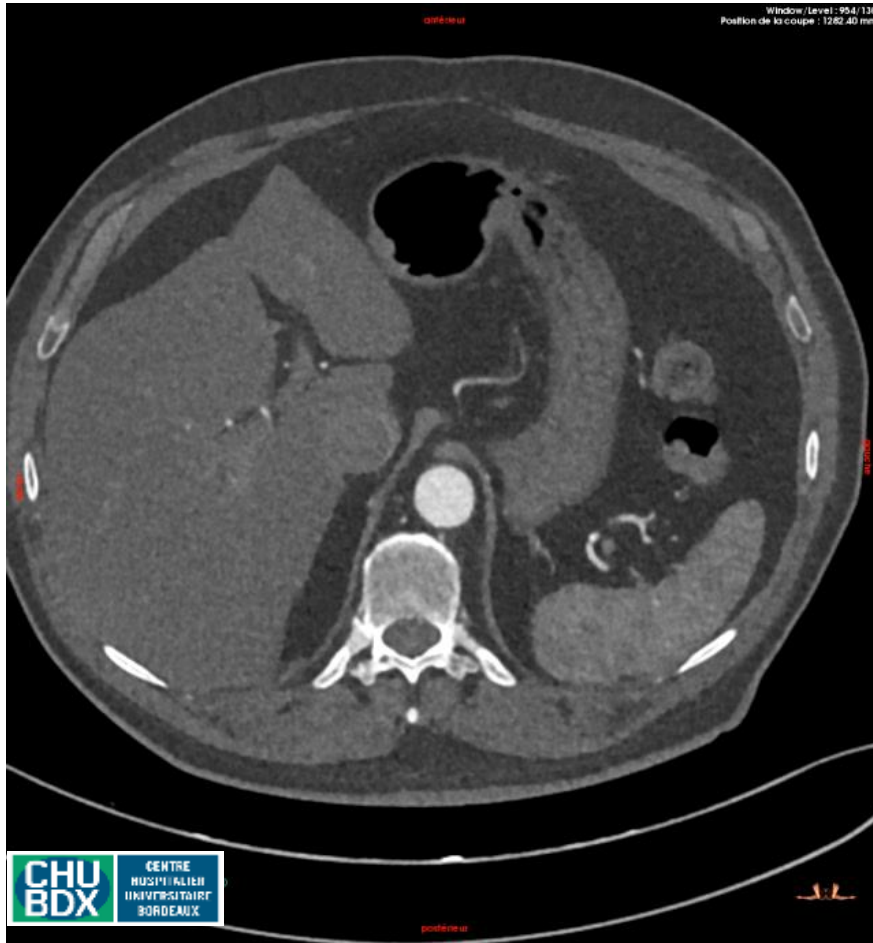
Dyslipidemia, diabetic status

Coronaropathy disease, aortic valve stenosis

AAA growing up



Proof by experience: Clinical case



Proof by experience: Clinical case

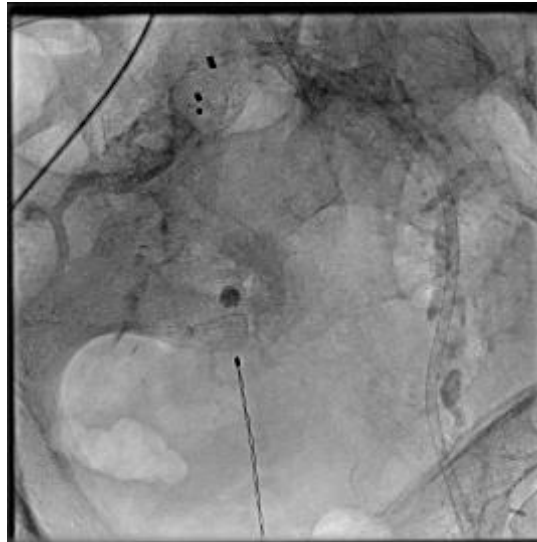

- Strategy

- Bifurcated TREO fen 3 fen
- Initial embolisation iliac arteries
- Surgical approach (native CFA left, prosthesis right)

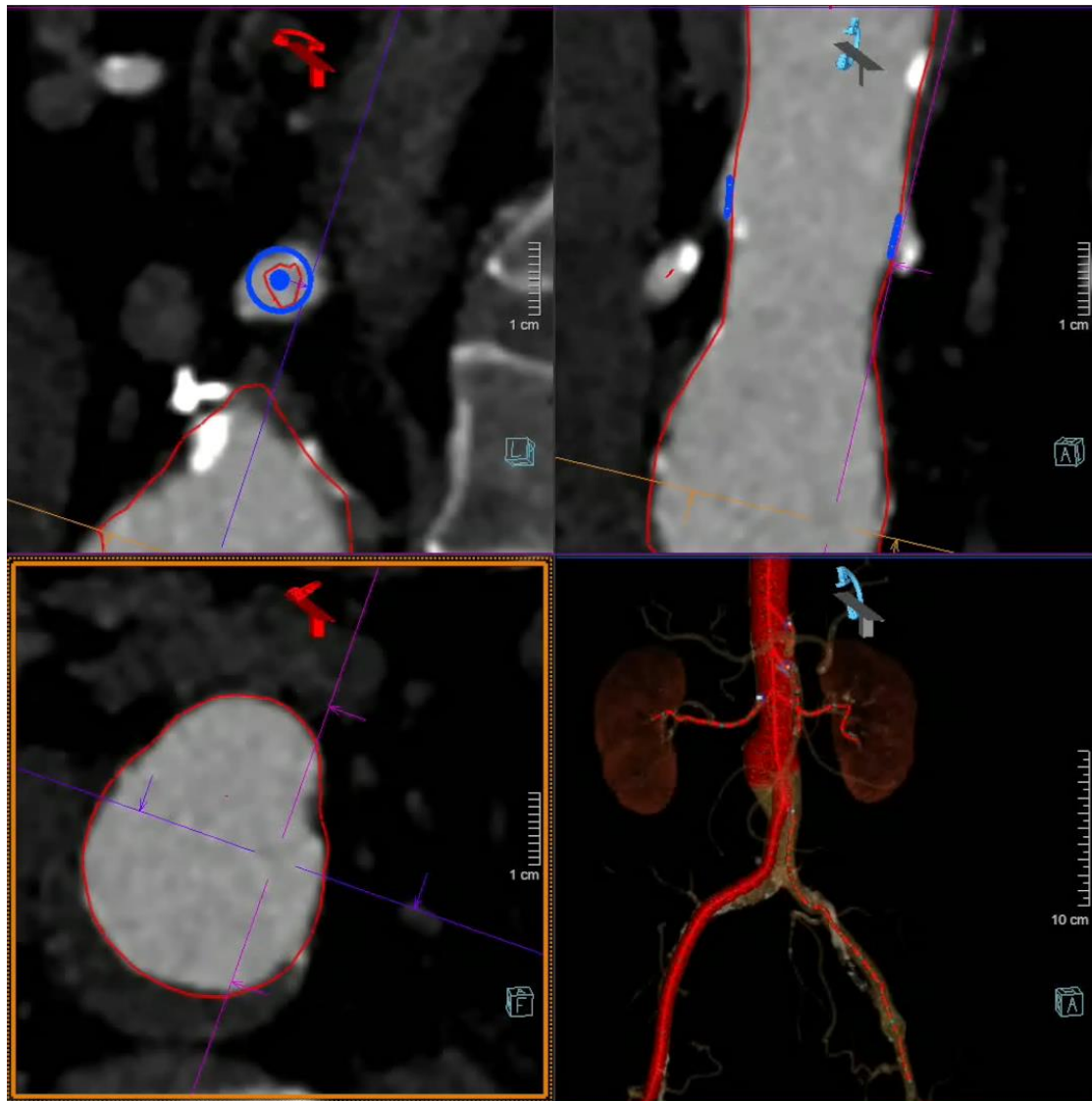


Proof by experience: Clinical case

- First iliac embolisation



Proof by experience: Clinical case



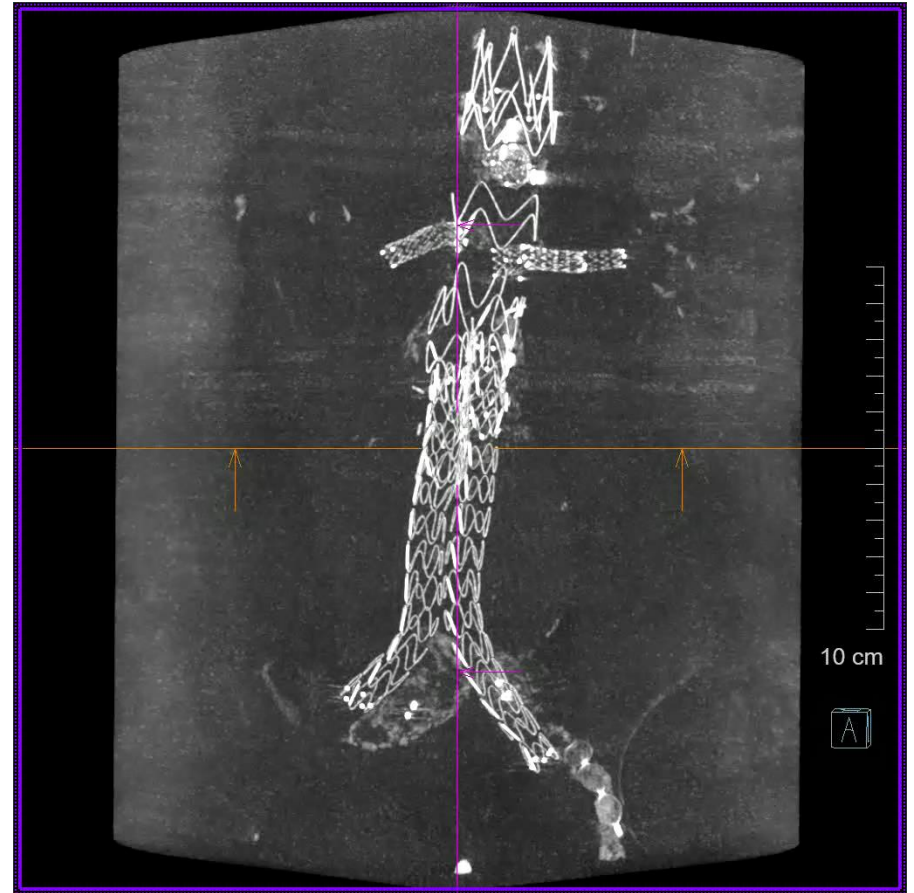
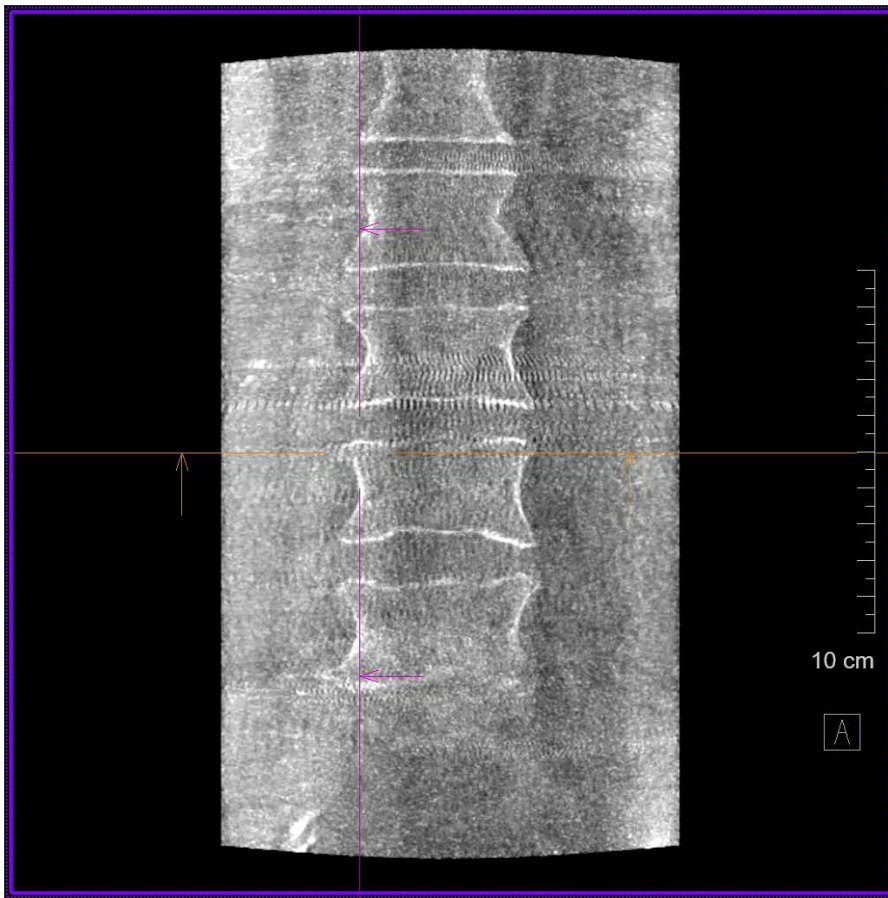
SMA : BGP 8x37

LRA : iCover 6x27 and 7x27

RRA : iCover 7x27

Proof by experience: Clinical case

CBCT



Case during congress



Case during True life




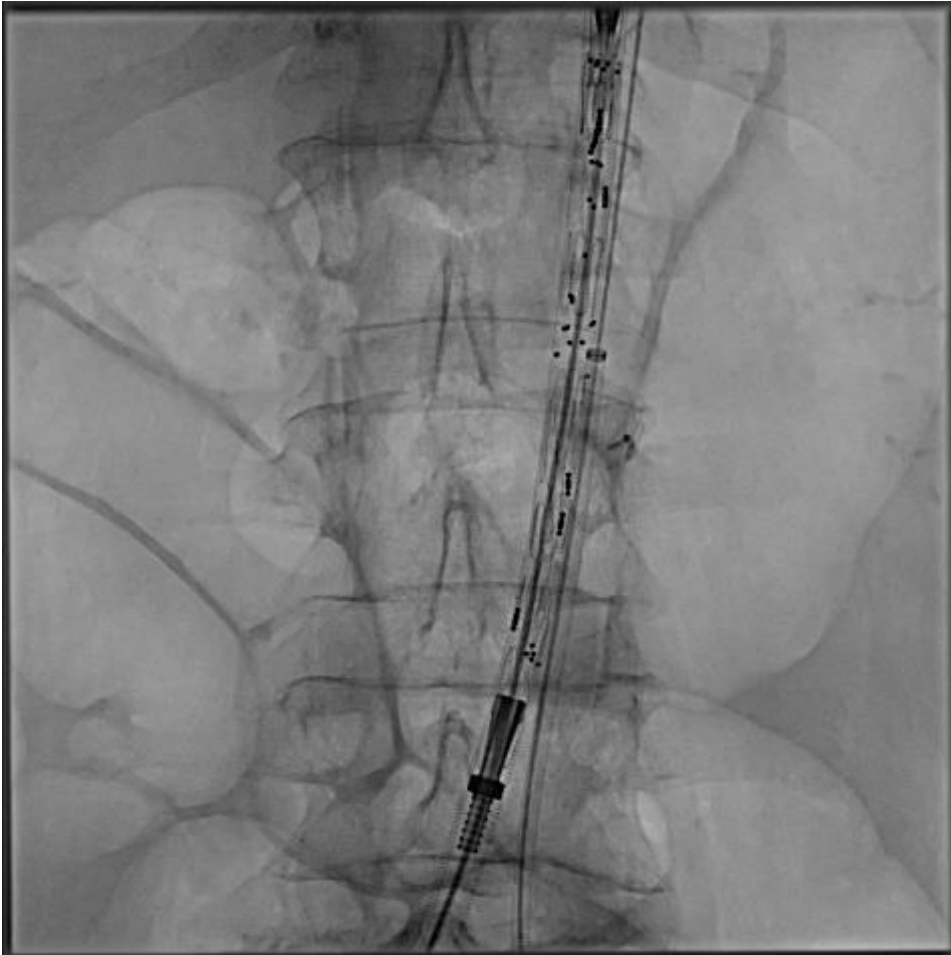
Proof by experience

- 1: insertion, device delivery 19.5 OD Fr





Proof by experience

- 2: optimal visibility



Proof by experience

- 2: Optimal visibility



Proof by experience

- 3: precise delivery system




Proof by experience

- 3 precise delivery system



Proof by experience

- 4: easy and precise to place/rotate



- 5: leg with proximal anchors

SUMMARY

- New fenestrated device
- Flexible in terms of planning and fenestration
- Bifurcated unibody dedicated for most/all cases and also for most challenging (post EVAR, redux cases...)
- Offers excellent insertion and delivery + placement rotation
- Excellent visibility and easy for cannulation

- To sum up: excellent modern new device in the fEVAR field !



Thank you for your attention

